

8105.182 Master H 3~

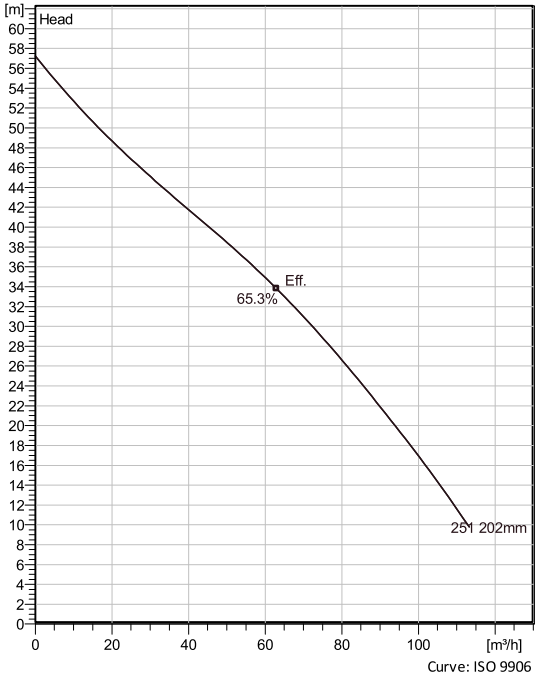
Grindex drainage pumps are designed for professional use in tough applications like mines, construction sites, tunnel sites and other demanding industries. They are designed for pumping water that may contain solids – up to the size of the strainer holes. Grindex drainage pumps are designed for continuous, unattended operation. They have proven their reliability and dependable performance in demanding areas like building and construction, mining, tunnelling, quarries, industries and rental applications.



Technical specification



Curves according to: Water [100%], 4 °C, 999.9 kg/m³, 1.569 mm²/s



Configuration

Motor number	Installation type
B8105.182 18-15-2BB-W	S - Portable Semi permanent, Wet
10KW	
Impeller diameter	Discharge diameter
202 mm	100 mm

Pump information

Impeller diameter
202 mm
Discharge diameter
100 mm
Inlet diameter
82 mm
Maximum operating speed
2855 rpm
Number of blades
2

Materials

Impeller
Hard-Iron
Stator housing material
Aluminium

Project	Created by	Last update
Block 0	Created on 5/13/2020	

8105.182 Master H 3~

Technical specification



Motor - General

Motor number B8105.182 18-15-2BB-W 10KW	Phases 3~	Rated speed 2855 rpm	Rated power 10 kW
ATEX approved No	Number of poles 2	Rated current 34 A	Stator variant 2
Frequency 50 Hz	Rated voltage 220 V	Insulation class H	Type of Duty S1

Motor - Technical

Power factor - 1/1 Load 0.91	Motor efficiency - 1/1 Load 85.4 %	Total moment of inertia 0.0263 kg m ²	Starts per hour max. 30
Power factor - 3/4 Load 0.88	Motor efficiency - 3/4 Load 87.7 %	Starting current, direct starting 195 A	
Power factor - 1/2 Load 0.80	Motor efficiency - 1/2 Load 88.8 %	Starting current, star-delta 65.1 A	

Project

Block 0

Created by

Created on 5/13/2020

Last update

8105.182 Master H 3~

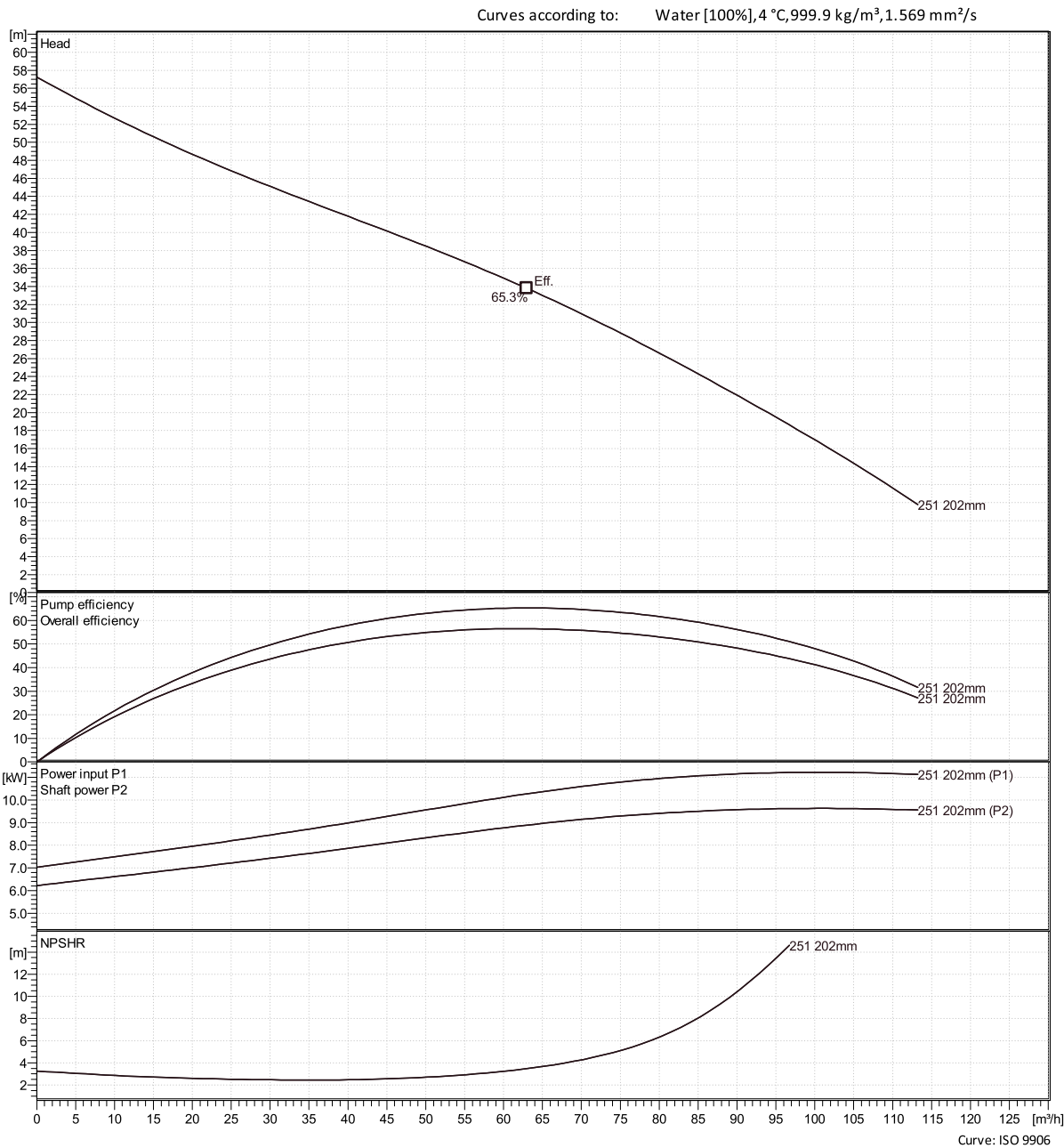
Performance curve



Duty point

Flow

Head



Project

Block

0

Created by

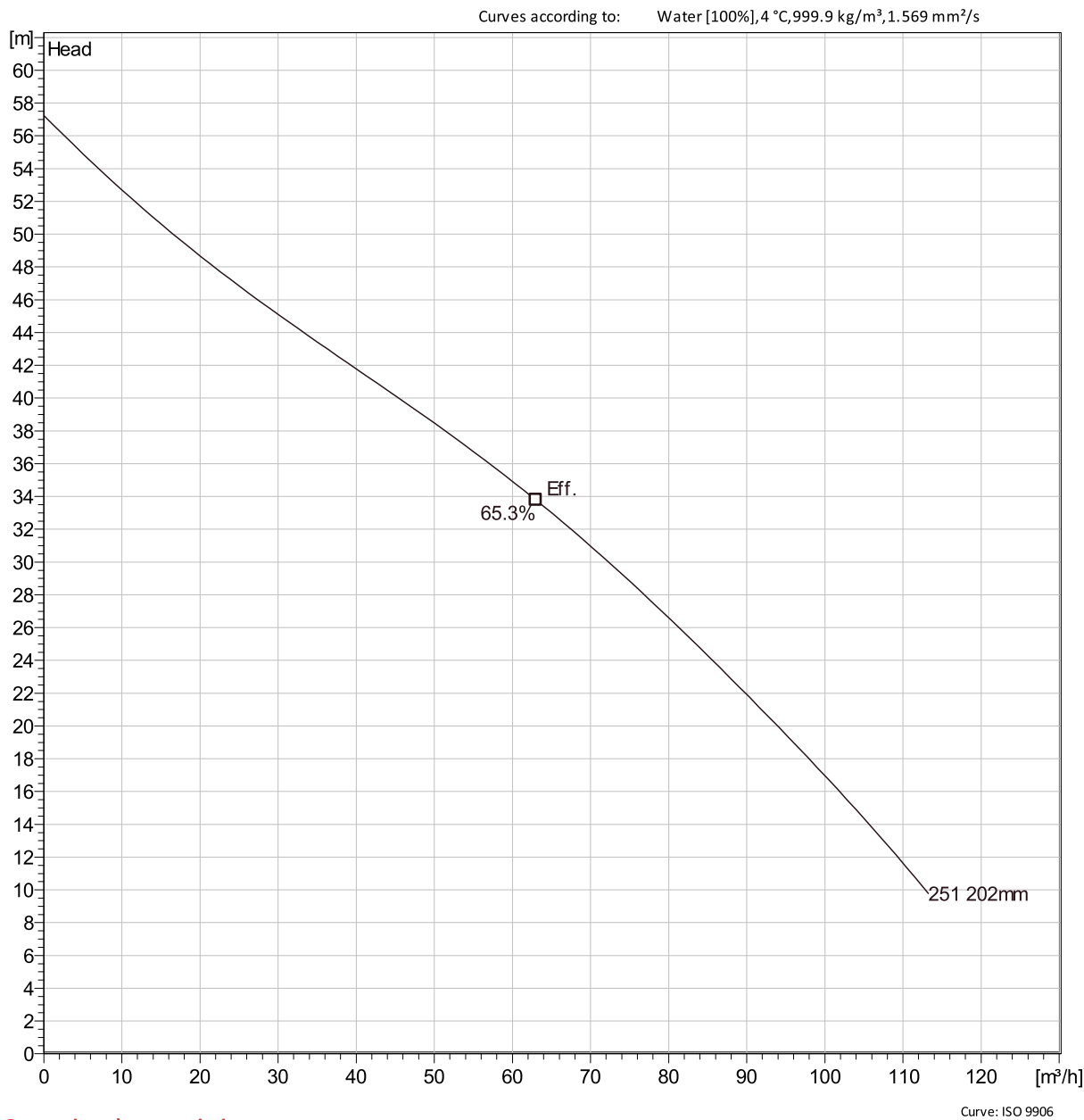
Created on

5/13/2020

Last update

8105.182 Master H 3~

Duty Analysis



Operating characteristics

Pumps/Syste ms	Flow	Head	Shaft power	Flow	Head	Shaft power	Hydr.eff.	Specific Energy	NPSHr
-------------------	------	------	-------------	------	------	-------------	-----------	--------------------	-------

Project		Created by		Last update	
Block	0	Created on	5/13/2020		